



AQUAMAX® Extra Basecoat series 550

PRODUCT DESCRIPTION

AquaMax Extra Basecoat is a waterborne basecoat designed for multistage and metallic/pearl effect colours. It has excellent hiding power that delivers high quality and high productivity and can be used for full panel & spot repair requirements.

AquaMax Extra Basecoat is optimised for use with 0210 MAXMEYER® VOC HS Clearcoat to provide excellent results and durability.

PRODUCTS

TYPE	DESCRIPTION	CODE
COLOUR	<i>AquaMax</i> Extra Basecoat	Series 550
THINNER	<i>AquaMax</i> Extra VOC WB Thinner	9970
CLEANERS	ONECHOICE® Water-Methylated Spirits Cleaner	SWX250
	PROTEC® Heavy Duty Degreaser	AA-6822
	<i>AquaMax</i> Extra VOC WB Gun Cleaner	1700
SPRAYING EQUIPMENT	SATAjet® 5000 B HVLP Digital WSB 0.6L	SATA-210625/UNIT
	[118281] 60 x SATA® RPS 0.3L Disp Cups 125µm (WB)	947-58070/CARTON
	[125062] 57 x <i>Sata</i> RPS 0.6L Disp Cups 125µm (WB)	947-57861/CARTON
	[118471] 40 x <i>Sata</i> RPS 0.9L Disp Cups 125µm (WB)	947-57956/CARTON
	[ANDIS536] WB Pocket Air Dryer	947-58167/UNIT
ABRASIVES	STARTLINE® P1500 Topaz 150mm Grey Scourer UF Disc	STA.00660/UNIT
	<i>Startline</i> P1500 Topaz 152X229mm Grey Scourer UF Pad	STA.00630/UNIT
	<i>Startline</i> P1500 Topaz 115mmX10m Grey Scourer UF Roll	STA.00640/UNIT

SUBSTRATES & PREPARATION

AquaMax Extra Basecoat can be applied over the following substrates when prepared as indicated:

SUBSTRATE	PREPARATION
OEM finishes in sound condition	<i>Startline</i> UF Grey Scourer, by hand or machine.
Sound, fully cured 2 pack refinish finishes	<i>Startline</i> UF Grey Scourer, by hand or machine.
Plastics	As per the <i>MaxMeyer Repair Process for Plastics</i> chart.
<i>MaxMeyer</i> VOC Wet-On-Wet primers - 9701, 9704 and 9706	Sanding is not required - allow 15 minutes flash off at 25°C.



Continued over page...



AQUAMAX® Extra Basecoat series 550

MaxMeyer 8717 VOC Primer Filler

Block sand with *Startline* P240 (dry), then orbital sand with *Startline* P400-P600 (dry).

OneChoice 1K Epoxy Rub Thru Primers
- SUA340, SUA440, SUA460 AND SUA540

Startline P800 (dry), by hand.

Note: refer to the BASECOAT BLENDING section below for blending area preparation.

Before and after any sanding operation, the substrate must be thoroughly degreased using AA-6822 *Protec* Heavy Duty Degreaser, followed by SWX250 *OneChoice* Water-Methylated Spirits Cleaner.

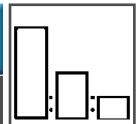
The use of a clean tack rag is recommended to remove dust from the surface before topcoating.

Substrates other than those stated above should be tested before use, to ensure that the performance of this product is suitable for it's intended use.

AquaMax Extra Basecoat can NOT be applied directly over acid etch primers.

MIXING RATIO BY VOLUME

PRODUCT	PARTS
<i>AquaMax</i> Extra Basecoat	100
9970	10 % - solid colours, for improved coverage
	15 % - solid and metallic/mica colours

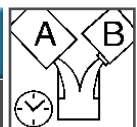


NOTES

- Gently agitate *AquaMax* Extra Basecoat tinters for a few seconds before use. DO NOT shake vigorously.
- Mixed *AquaMax* Extra Basecoat colours must be thoroughly hand stirred before application.
- Use 125µm Nylon paint strainers/filters that have been specifically designed for waterborne paint - the above *Sata* RPS cups are recommended.
- Mixing vessels ideally should be plastic. If metal they should have an internal anti-corrosion coating.

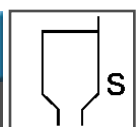
POTLIFE

Up to 3 months.



SPRAY VISCOSITY

22 - 26 seconds (DIN 4) at 25°C.





AQUAMAX® Extra Basecoat series 550

SPRAYGUN SETTINGS



The specifications below are for the recommended spraygun, or similar.

GUN TECHNOLOGY	Satajet 5000 B HVLP WSB	
SPRAY PRESSURE	OPACITY COAT	1.2 - 1.5 bar Suggested fluid control: two turns out from closed with the fan control fully open.
	CONTROL COAT	1.1 bar Suggested fluid control: one turn out from closed with the fan control fully open.

APPLICATION & FLASH OFF



APPLICATION

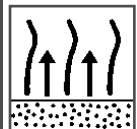
STANDARD	Apply single coats at 1.2 - 1.5 bar until opacity is reached
EXPRESS	Apply light even double coats at 1.2 - 1.5 bar until opacity is reached

Note: Heavy application must be avoided, or popping of the film may result

FLASH OFF

BETWEEN COATS	Until uniformly matt.	
BEFORE CLEARCOAT	AIR DRY (25°C, <50% humidity)	Until uniformly matt and dry.
	INFRA RED	Dry until the film becomes uniformly matt before using an I.R lamp. 2 minutes - Short Wave 3 minutes - Medium Wave

Note: Drying may be accelerate using an air blower/mover



PERFORMANCE TIPS

- **Optimising metallic/pearl control & process speed:** Apply a control coat onto a dry film.
- **Spray booth cycle time reduction:** The clearcoat should be made Ready For Use and brought into the spray booth at the same time as the basecoat.
- **Air blowers/movers:** Use an air blower/mover, such as 947-58167/UNIT. *DO NOT use the spraygun as an air blower - this will result in oil and dust particles in the film.*



AQUAMAX® Extra Basecoat series 550

BASECOAT BLENDING

Blending out *AquaMax* Extra Basecoat is advisable when metallic/mica colours have to be repaired.

RECOMMENDATION

1. Thoroughly flatten the area using a *Startline* P800 disc, followed by a *Startline* UF Grey Scourer. The blend area should have a uniform matt appearance
2. Apply *AquaMax* Extra Basecoat to the prepared area until opacity is gained using 1.2 - 1.5 bar
3. Reduce the pressure at the spraygun to 1.1 bar and fade into the surrounding area
4. Flash off until uniformly matt and dry, for larger areas apply final control coat (metallics and micas) before applying clearcoat

Before and after any sanding operation, the substrate must be thoroughly degreased using AA-6822 *Protec* Heavy Duty Degreaser, followed by SWX250 *OneChoice* Water-Methylated Spirits Cleaner.

PERFORMANCE TIP

Protec recommends sealing the whole panel by applying the first coat of clear 50mm from the adjoining panel followed by a second coat of clear over the entire panel. This process will assist in reducing the darkening of panels particularly in lighter colours

TOTAL DRY FILM BUILD

10 - 20 µm.

REPAIR, RECOATING & TOPCOATING

DE-NIBBING

De-nib dry and uniformly matt *AquaMax* Extra Basecoat with *Startline* P1000 - P2000, cushioned with air. Tack rag to remove sanding dust and recoat before applying clearcoat.

RECOATING

After 24 hours, one coat of *AquaMax* Extra Basecoat or E010 must be applied prior to clearcoat application. Maximum recoat time is 48 hours, after which it must be thoroughly sanded and recoated.

TOPCOATING

AquaMax Extra Basecoat must be topcoated with *MaxMeyer* 0210 VOC HS Clearcoat.





AQUAMAX[®] Extra Basecoat series 550

EQUIPMENT CLEANING

Clean all mixing equipment immediately after use, using a dedicated waterborne equipment cleaning machine, with a final rinse using 1700 *AquaMax* Extra VOC WB Gun Cleaner or an alcohol-based cleaner such as SWX250 *OneChoice* Water-Methylated Spirits Cleaner.

Ensure all equipment is completely dry before storage or use.

STORAGE

- Store in a dry place away from heat
- During storage and transportation, maintain temperature between 5°C and 35°C
- Avoid exposure to frost or freezing conditions

HEALTH & SAFETY

Please refer to Safety Data Sheets (SDS) for full Health and Safety details, as well as product can labels.

This product is for professional use only.

The information given in this sheet is for guidance only. Any person using the product without first making further inquiries as to the suitability of the product for the intended purpose does so at his or her own risk and we can accept no liability for the performance of the product or for any loss or damage (other than death or personal injury resulting from our negligence) arising out of such use. The information contained in this sheet is liable to modification from time to time in the light of experience and our policy of continuous product development.

Drying times quoted are average times at 25°C/77°F. Film thickness, humidity and shop temperature can all affect drying times.

**Protec Pty Ltd. 97–105 Bedford Street
Gillman, S.A. 5013 Australia**

EMERGENCY RESPONSE NUMBER, Australia: 1800 883 254

**Protec Pty Ltd. 5 Monahan Rd, Mt Wellington
Auckland, New Zealand**

EMERGENCY RESPONSE NUMBER, New Zealand: 0800 000 096

MaxMeyer & *AquaMax* are registered trademarks of PPG Industries Europe SARL

Protec is a registered trademark of Protec Pty Ltd.

Startline is a registered trademark of PPG Industries Australia Pty Ltd.

OneChoice is a registered trademark of PPG Industries Ohio, Inc.