

## Product Information

---

# SUA340-G3 / SUA440-G5 SUA460-G6 / SUA540-G7 1K Epoxy Rub Thru Primers

### Product Description

1K Epoxy Rub Thru Primer is supplied ready for use in an easy to use Aerosol . This product is ideal for use over a variety of substrates on rub through areas and small spot repairs, it can be used as a wet on wet primer or dried and sanded prior to topcoating with Paraglaze or MAXMEYER® products. The product is available in four shades of grey: G3-G5-G6-G7.

### Preparation of Substrate



Thoroughly clean & abrade the substrate to be painted using the recommended PPG wax & grease remover products and procedures.



Sand or abrade the substrate using P400 dry abrasive or using a fine Mirlon pad.  
Repeat the cleaning process as shown above.

#### **1K Epoxy Rub Thru Primer can be applied over suitably prepared:**

Original sound OEM paint finishes.  
Bare Metal after sanding and degreasing.  
Aluminium after scuffing and degreasing.  
Galvanised & zinc coated steel after scuffing and degreasing.  
Polyester bodyfillers after sanding.  
GRP Fibreglass after sanding and degreasing.

Do not apply 1K Epoxy Rub Thru primer over spraying enamel & acrylic lacquer.

Do not apply 1K Epoxy Rub Thru Primer under polyester bodyfiller.

---

## Application Guide

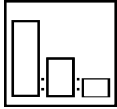
---

### **Shaking**

Shake the can gently for a few seconds until the agitator can be heard moving freely inside the can.

---

### **Mixing Ratio**



Supplied ready for Use - No Need to Mix.

---

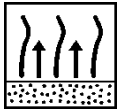
### **Number of Coats**



1 – 2 coats  
Spray distance 20-30 cm from panel

---

### **Flash Off at 20°C**



3 – 5 mins @ 20°C  
*If using as a wet on wet allow last coat to flash for 10 mins prior to topcoating. Denib if required after 10 mins.*

---

### **Drying Times\*\***



*Air Dry @ 20°C*

20 – 30 Minutes @ 20°C before sanding

---

### **Sanding**



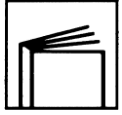
P500 Grit dry or P800 Grit wet.

---

### **Topcoating**

Paraglaze or MaxMeyer.

---



## **HEALTH AND SAFETY**

**Please refer to Safety Data Sheets for full Health and Safety details, as well as product can labels.**

This product is for professional use only.

The information given in this sheet is for guidance only. Any person using the product without first making further inquiries as to the suitability of the product for the intended purpose does so at his own risk and we can accept no liability for the performance of the product or for any loss or damage (other than death or personal injury resulting from our negligence) arising out of such use. The information contained in this sheet is liable to modification from time to time in the light of experience and our policy of continuous product development.

Drying times quoted are average times at 20°C/68°F. Film thickness, humidity and shop temperature can all affect drying times.



**PPG INDUSTRIES AUSTRALIA  
PTY LTD  
14 McNaughton Road  
Clayton VIC Australia 3168  
Emergency Response Number:  
1800 883 254**

**PPG INDUSTRIES NEW ZEALAND  
PTY LTD  
5 Vestey Drive Mt. Wellington  
Auckland New Zealand  
Emergency Response Number:  
0800 000 096**

***OneChoice* is a registered trademark of PPG Industries Ohio, Inc.**

***MaxMeyer* is a registered trademark of PPG Industries Europe SARL**