

**526-31298**

**MIDNIGHT BLACK**

**PRODUCT DESCRIPTION**

Midnight Black is a factory packaged colour which complements the Dulon range. A high opacity acrylic lacquer topcoat which requires minimal compounding to provide a full depth gloss finish. It has excellent adhesion over correctly prepared original finishes and PPG acrylic lacquer primers.

**SUBSTRATES & PREPARATION**



Dulon Solid Colour can be applied over suitably prepared:

- Original sound paint finishes except spraying enamel
- 1K CT Etch Primer over-coated with any PPG acrylic Lacquer primer
- Any PPG acrylic lacquer primer

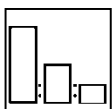


*Substrates other than those stated above should be tested before use, to ensure that the performance of this product is suitable for its intended use.*

**PRODUCTS**

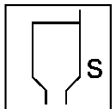
Midnight Black	526-31298
Dulon AAA Normal Thinner	922-34178
Retarder	922-05158

**MIXING RATIO**



PRODUCT	PARTS
Dulon AAA Solid Colour	1
Thinner	1 - 1.5

**SPRAY VISCOSITY**



12 - 14 seconds (DIN 4) at 25°C.

**SPRAYGUN SETTINGS**



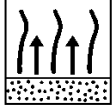
	Conventional	HVLP
GRAVITY	1.5 - 1.8 mm	1.4 - 1.6 mm
SUCTION	1.8 - 2.0 mm	
SPRAY PRESSURE	300 - 380 kPa	10psi at cap (70kPa)

## APPLICATION




- Apply 4 - 6 single coats. Air flash between coats.
- For spot repairs, extend each coat well beyond the edge of the previous coat. Thin a further 50% with Dulon AAA Thinner when blending out.

## FLASH OFF (at 25°C)



- 2 - 3 minutes between coats

## DRYING TIMES



Air Dry at 25°C

- Dust Free: 10 - 15 minutes at 25°C
- Compound: 6 hours at 25°C

**Please Note:** Drying times will need to be extended under cooler conditions.

## DE-NIBBING & POLISHING



Allow at least 6 hours air dry, preferably overnight drying before compounding

## PERFORMANCE GUIDELINES

- Do not use wax or silicone based polishes on acrylic lacquer less than 30 days old
- Allow sufficient air flash between coats to allow solvent to escape from each coat of paint applied
- Do not apply over spraying enamel
- Multi Midway thinner can be used. However, for optimum gloss off the gun and blush resistance, use Dulon AAA Thinner
- If blooming occurs (high humidity / high temperature) replace 5 - 20% of the thinner with Retarder (922-05158)
- Use only recommended PPG products

## EQUIPMENT CLEANING

After use, clean all equipment thoroughly with cleaning solvent or thinner.

## HEALTH AND SAFETY

**Refer to Safety Data Sheets (SDS) for full Health and Safety details, as well as product can labels.**

For comprehensive Health, Safety and Environmental advice, please refer to relevant Safety Data Sheets and Product Can labels.

This product is for professional use only.  
The information given in this sheet is for guidance only. Any person using the product without first making further inquiries as to the suitability of the product for the intended purpose does so at his or her own risk and we can accept no liability for the performance of the product or for any loss or damage (other than death or personal injury resulting from our negligence) arising out of such use. The information contained in this sheet is liable to modification from time to time in the light of experience and our policy of continuous product development.  
Drying times quoted are average times at 25°C/77°F. Film thickness, humidity and shop temperature can all affect drying times.

**PPG Industries Australia Pty Ltd, 14 McNaughton Rd  
Clayton, V.I.C. 3168 Australia  
EMERGENCY RESPONSE NUMBER, Australia: 1800 883 254**

**PPG Industries New Zealand Pty Ltd, 5 Vestey Dr, Mt Wellington  
Auckland, New Zealand  
EMERGENCY RESPONSE NUMBER, New Zealand: 0800 000 096**

*Protec* and the *Protec Logo* are registered trademarks of Protec Pty Ltd.